



### STAMP Tag Deploying Form

- 1. Tagged by: Will Steekman, Patrick Marshall, Kirby Brown
- 2. Tag Number(s) (####): MD0012 & MD0013 (3 Total), MD0019
- 3. Date: 1/11/24 Time: 12 : 00 am  pm  
Tide level:  High  Medium  Low
- 4. Name of wreck (if known): \_\_\_\_\_
- 5. Description: How did the wreckage reach its present position?  
 Float  Uncovered  Other Storm surge

6. **Main Material of Construction:** What is the wreckage material?

Wood  Steel  Iron  Fiberglass  
 \_\_\_\_\_

Check the following boxes if these details are present on the wreckage:

Treenails  Square Spikes  
 Round Spikes  Other

Check the following boxes if the materials are present on the wreckage:

Wood  Iron  Copper  Steel  
 fastener?

**Skip the following questions if not wooden wreckage**

If the wreckage is wood, does it appear to be:

Hand hewn  Machine Cut  
 Both  Other

Look at the images on the instruction sheet and give your best guess on what part of the shipwreck you believe you found.

From the dimensions & curve, it is likely to represent a fastener - a segment of a frame

7. **Deterioration:** What does the level of deterioration seem to be?  
 No deterioration  Partially deteriorated  Heavily deteriorated

8. **Exposure:** Check the best choice for how exposed the wreckage is:  
 Completely exposed  Partially exposed  Nearly covered

9. **Directions:** 50 yards WSW from ASP  
H South Crossover

10. **Estimated distance from the high tide line:**

below 40 (ft)  above \_\_\_\_\_ (ft)

beach zone  behind primary dune

11. **GPS coordinates:**

Latitude: 38.12998 N Longitude: 75.08725 W

12. **Length/Width/Thickness of timber:**

Length: 13 ft (in) Width: 1 (ft) Thickness: 1 (ft)

Orientation: North to South

Diameter of wooden fasteners: 2 (in)

Distance between 2 fasteners: 4 (in)



13. **Pictures:** \_\_\_\_\_ (Name/Id#)

\_\_\_\_\_  
\_\_\_\_\_  
\_\_\_\_\_ (continue on back)

14. **Comments:** \_\_\_\_\_  
\_\_\_\_\_  
\_\_\_\_\_  
\_\_\_\_\_  
\_\_\_\_\_  
\_\_\_\_\_  
\_\_\_\_\_

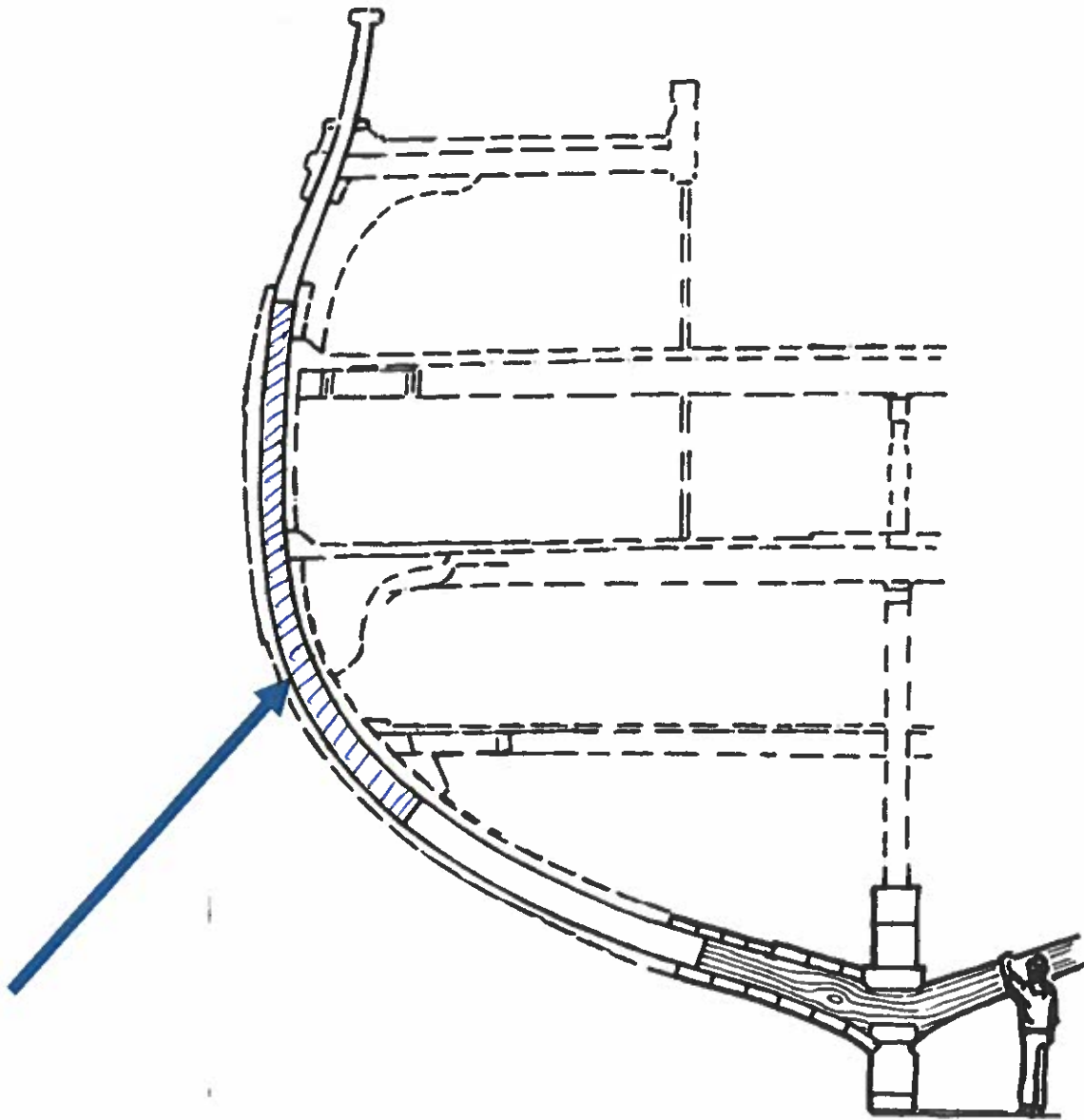












**The blue arrow points to a shaded area that represents a futtock; a segment of a frame (rib).**

From: <https://skills.woodenboat.com/books/floor-timbers/>